

Justice Reinvestment & Crime Rates – Fact Sheet

National Crime Decline

- Nationally, crime rates have declined over the past 40 years
 - From 1980 to 2019 national violent crime rates have declined by 37%
 - In the same time frame, national property crime rates declined 61%
- This decline has been largely attributed to:
 - Improved police strategies;
 - Technology;
 - Personal security habits;
 - Demographic shifts;
 - Changes in drug markets, and increases in access to treatment and services in the community; and
 - Incarceration – which researchers have found is responsible for between 6-25% of the crime declineⁱ
- The national crime decline continued into the first half of 2020, however the trend began to shift upwards after the COVID-19 pandemic hit in the second part of the year
 - The recent spikes across the nation for both property and violent crime can be attributed to a number of factors including changes in law enforcement practices, increased homicides, and other consequences of the public health crisis the nation has experienced

JRI States & Crime Decline

- Since 2010, several states across the nation have engaged in a JRI process, and they have done so without increasing crime rates.
 - GA - Since enacting JRI in 2012:
 - Crime rate has decreased by 29%
 - Arrest rate has decreased by 12%
 - SD- Since enacting JRI in 2013:
 - Crime rate has decreased by 3%
 - Arrest rate has decreased by 19%
 - Important to note that SD's crime rates have a history of fluctuations that occurred both prior to and following JRI
 - UT – Since enacting JRI in 2015:
 - Crime rate has decreased by 26%
 - Arrest rate has decreased by 19%
 - OK – Since enacting JRI in 2017:
 - Crime rate has decreased by 2%
 - Arrest rate has decreased by 6%

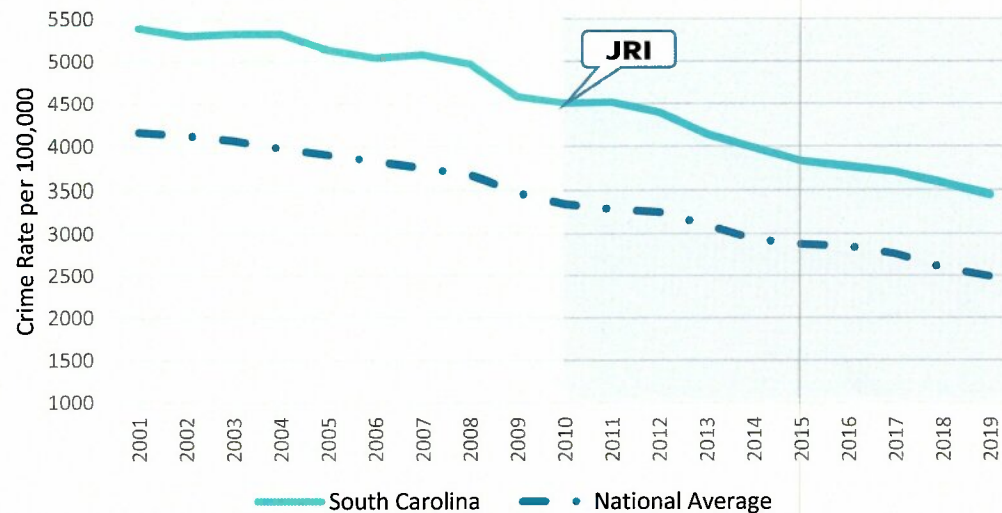
ⁱ Don Stemen. The Prison Paradox: More Incarceration Will Not Make Us Safer. New York: Vera Institute of Justice, 2017. https://www.vera.org/downloads/publications/for-the-record-prison-paradox_02.pdf.

Crime Declined After JRI Adopted

The Justice Reinvestment Initiative (JRI) was launched by the Bureau of Justice Assistance to combat the nation's incarceration crisis. Since its inception in 2010, JRI has yielded sensible legislative reforms across the country designed to safely reduce the size of the prison population while protecting public safety. Now, more than a decade in, here is a look at crime in relation to JRI efforts. Data sourced from BJS and the FBI's UCR program.

South Carolina: 2010

South Carolina vs. National Crime Rate, 2001-2019

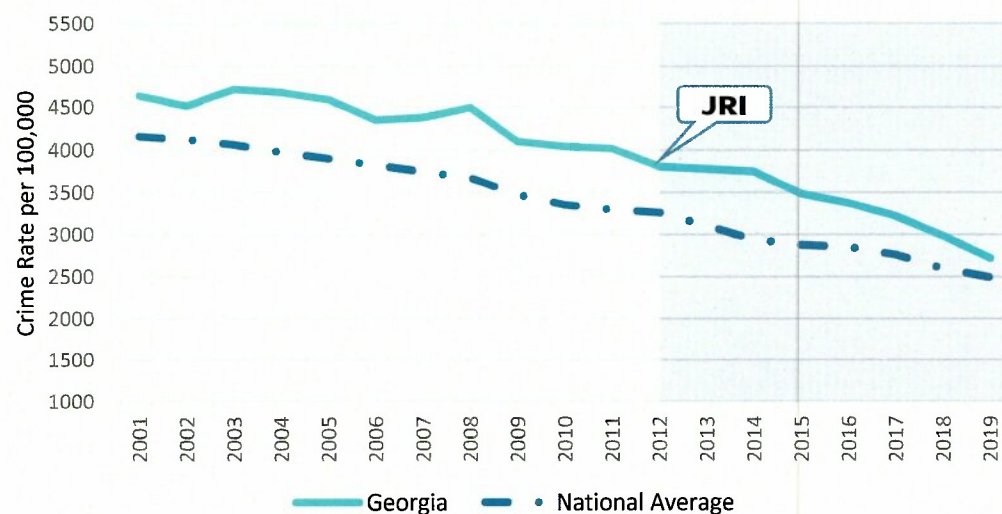


Since JRI was enacted in 2010, South Carolina's crime rate has decreased by 23% while its arrest rate has decreased by 45% and imprisonment rates have declined by 28%.



Georgia: 2012

Georgia vs. National Crime Rate, 2001-2019



Since JRI was enacted in 2012, Georgia's crime rate has decreased by 29% while its arrest rate has decreased by 12% and imprisonment rates have declined by 6%.

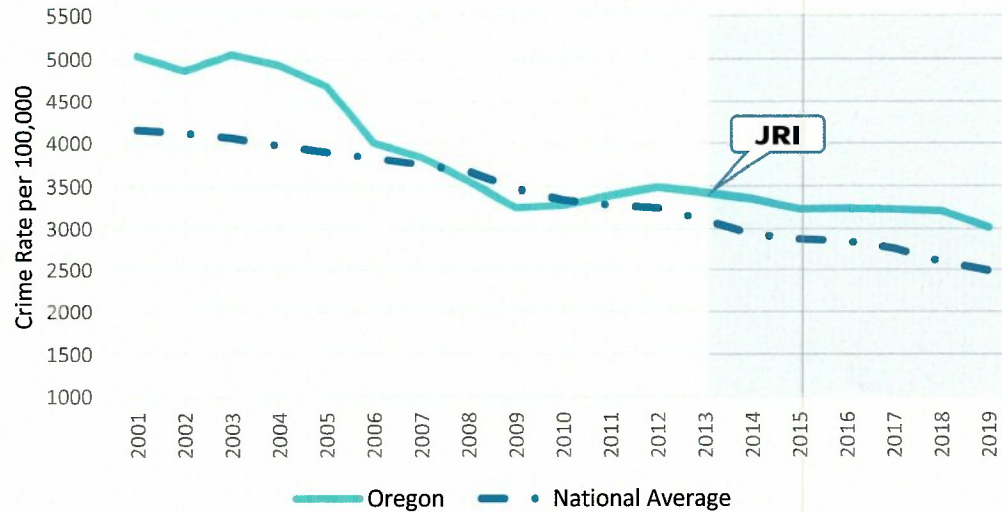


Crime Declined After JRI Adopted

The Justice Reinvestment Initiative (JRI) was launched by the Bureau of Justice Assistance to combat the nation's incarceration crisis. Since its inception in 2010, JRI has yielded sensible legislative reforms across the country designed to safely reduce the size of the prison population while protecting public safety. Now, more than a decade in, here is a look at crime in relation to JRI efforts. Data sourced from BJS and the FBI's UCR program.

Oregon: 2013

Oregon vs. National Crime Rate, 2001-2019

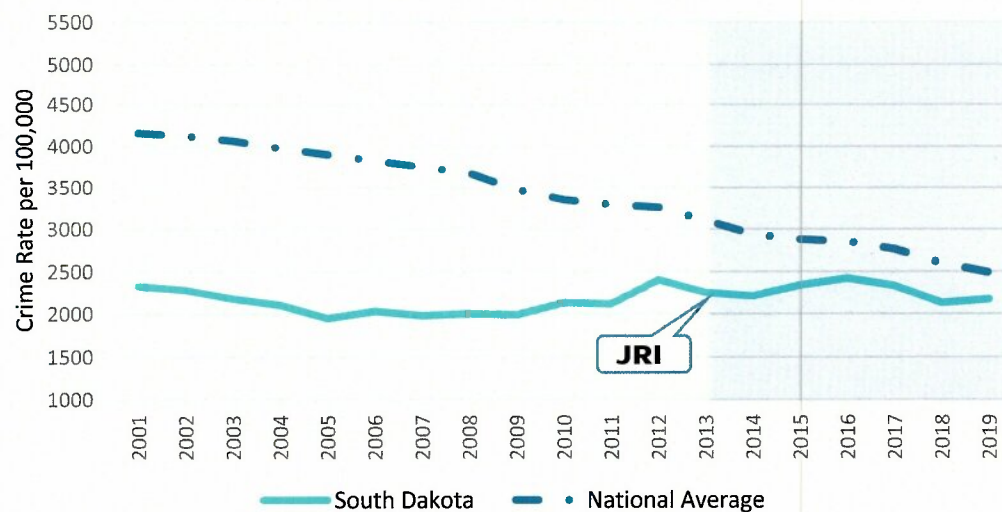


Since JRI was enacted in 2013, Oregon's crime rate has decreased by 12% while its arrest rate has decreased by 22% and imprisonment rates have declined by 8%.



South Dakota: 2013

South Dakota vs. National Crime Rate, 2001-2019



Since JRI was enacted in 2013, South Dakota's crime rate has decreased by 3% while its arrest rate has decreased by 19% and imprisonment rates have declined by 1%.

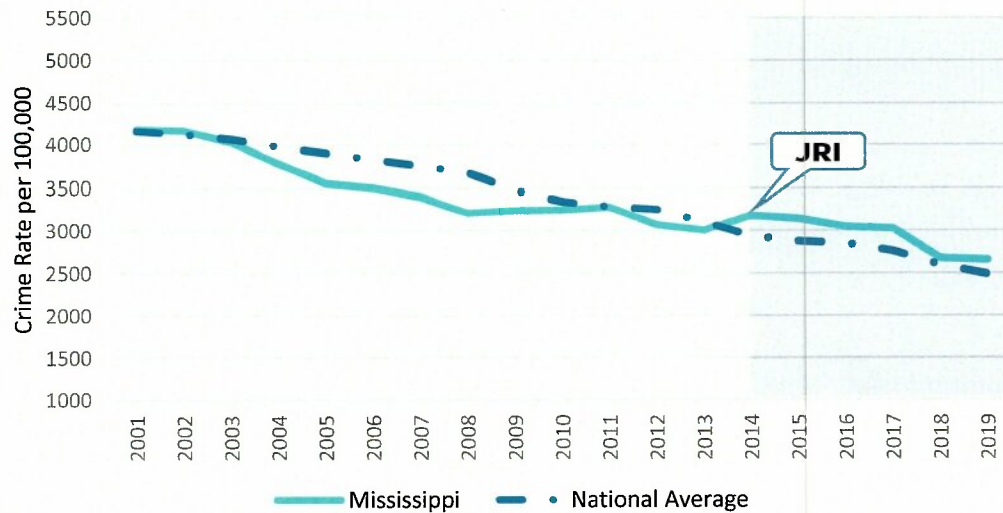


Crime Declined After JRI Adopted

The Justice Reinvestment Initiative (JRI) was launched by the Bureau of Justice Assistance to combat the nation's incarceration crisis. Since its inception in 2010, JRI has yielded sensible legislative reforms across the country designed to safely reduce the size of the prison population while protecting public safety. Now, more than a decade in, here is a look at crime in relation to JRI efforts. Data sourced from BJS and the FBI's UCR program.

Mississippi: 2014

Mississippi vs. National Crime Rate, 2001-2019

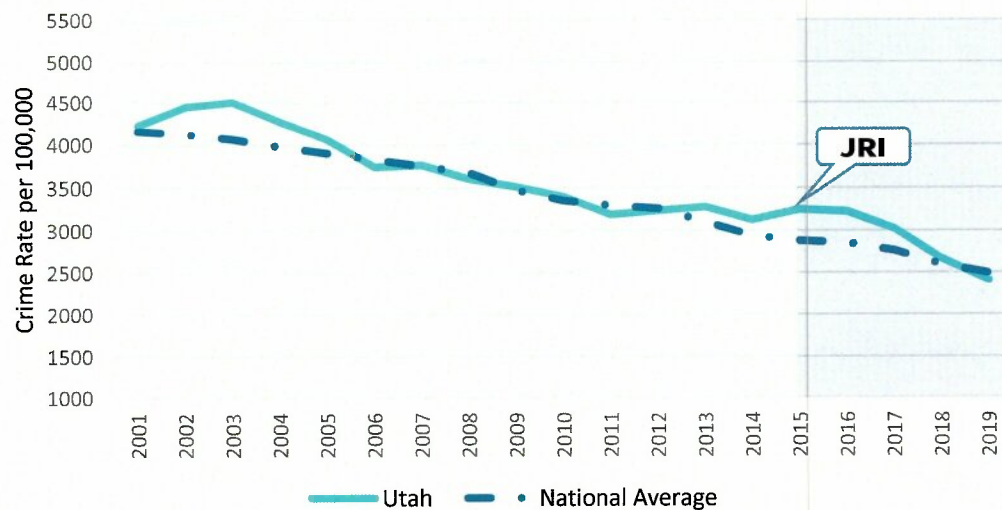


Since JRI was enacted in 2014, Mississippi's crime rate has decreased by 17% while its arrest rate remained steady, although imprisonment rates increased by 6%.



Utah: 2015

Utah vs. National Crime Rate, 2001-2019



Since JRI was enacted in 2015, Utah's crime rate has decreased by 26% while its arrest rate has decreased by 19% and imprisonment rates have declined by 4%.



Main takeaways

- The passage and implementation of data driven policies through JRI has not caused an increase in the trajectory of violent crime in the states that have gone through this process and adopted new policy as a result.
 - In fact, in five of the eight states analyzed, violent crime declined after JRI.

Further explanation

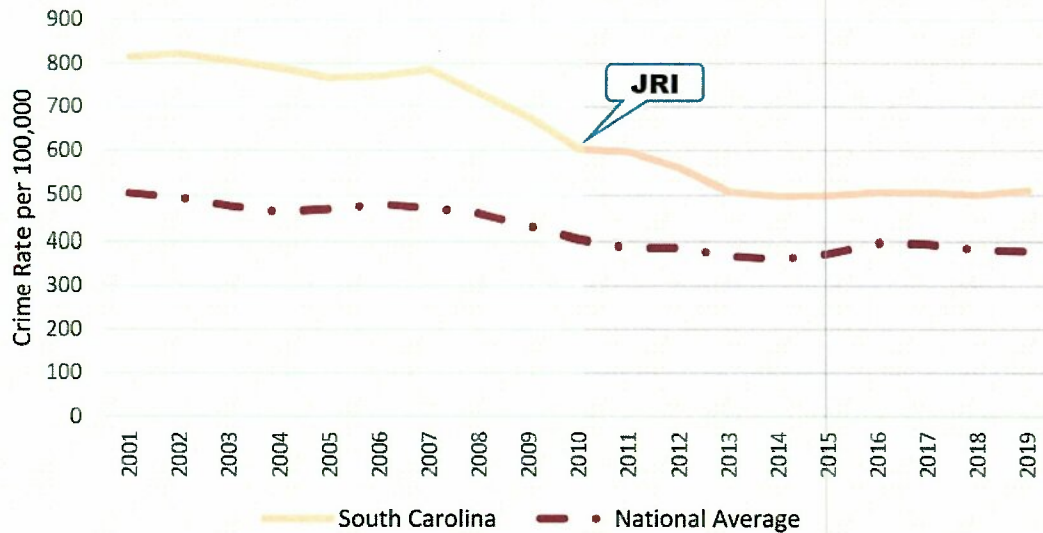
- In Georgia, slight increases in violent crime were consistent with the national uptick in the years following JRI's passage.
- In the remaining two states, Oregon and South Dakota, violent crime rates were increasing prior to JRI and greatly outpacing the national average. However after JRI the state trends shifted to align more closely with the national average. Notably, in spite of the trends, these two states remained at or below the national average in 2019.
 - In the 5 years prior to JRI, the change in Oregon's violent crime rate was 10 percentage points higher than the national average but in the 5 years after JRI, the change in Oregon's violent crime rate was only 8.5 percentage points higher.
 - In the 5 years prior to JRI, the change in South Dakota's violent crime rate was 32.5 percentage points higher than the national average, but in the 5 years after JRI, the change in South Dakota's violent crime rate was 26 percentage points higher than the national average.

Violent Crime Declined in 5 States After JRI Adopted

The Justice Reinvestment Initiative (JRI) was launched by the Bureau of Justice Assistance to combat the nation's incarceration crisis. Since its inception in 2010, JRI has yielded sensible legislative reforms across the country designed to safely reduce the size of the prison population while protecting public safety. Now, more than a decade in, here is a look at violent crime in relation to JRI efforts. Data sourced from BJS and the FBI's UCR program.

South Carolina: 2010

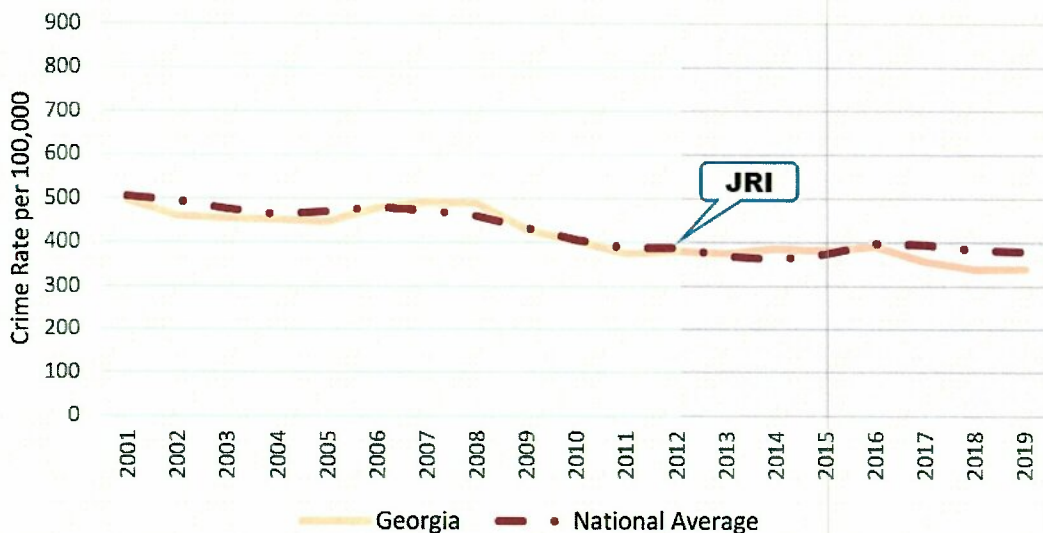
SC vs. National Violent Crime Rate, 2001-2019



In the five years prior to JRI, South Carolina's violent crime rate decreased by 12%. In the five years following JRI's enactment, violent crime continued to decrease at a rate of 17%, outpacing the national decline by more than 6 percentage points during this time.

Georgia: 2012

GA vs. National Violent Crime Rate, 2001-2019



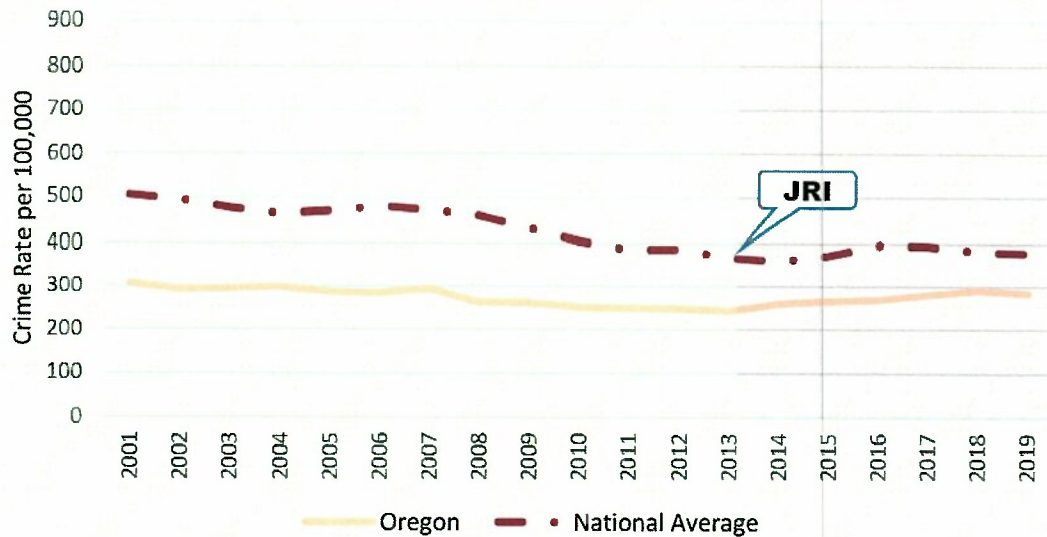
In the five years prior to JRI, Georgia's violent crime rate decreased by 24%. In the five years following JRI's enactment, violent crime increased by 3%, which was consistent with a 3% increase in violent crime rates nationally during this time.

Violent Crime Declined in 5 States After JRI Adopted

The Justice Reinvestment Initiative (JRI) was launched by the Bureau of Justice Assistance to combat the nation's incarceration crisis. Since its inception in 2010, JRI has yielded sensible legislative reforms across the country designed to safely reduce the size of the prison population while protecting public safety. Now, more than a decade in, here is a look at violent crime in relation to JRI efforts. Data sourced from BJS and the FBI's UCR program.

Oregon: 2013

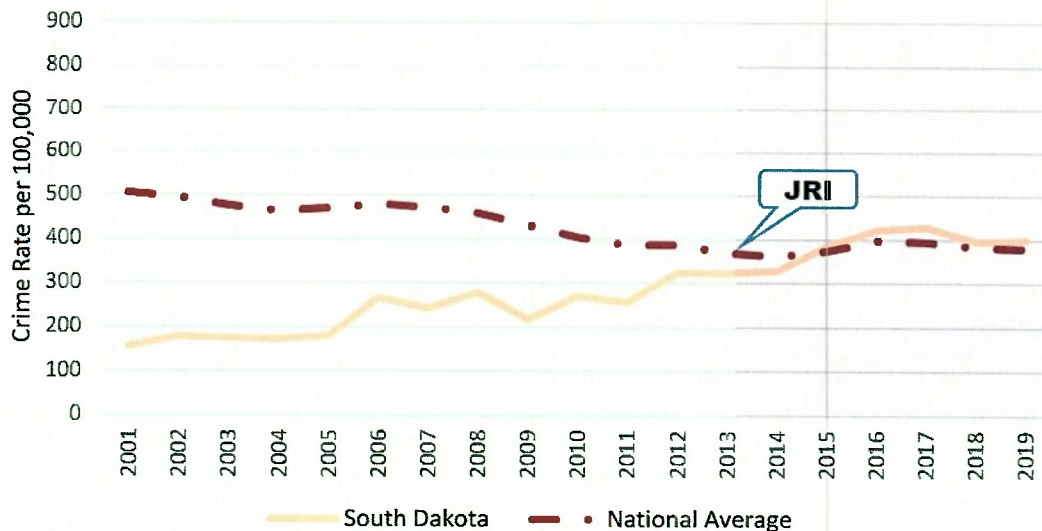
OR vs. National Violent Crime Rate, 2001-2019



In the five years prior to JRI, Oregon's violent crime rate decreased by 5%. In the five years following JRI's enactment, violent crime increased by 16%, compared to a 7% rise in violent crime rates nationally during this time. However, it should be noted that in the five years prior to JRI, Oregon's violent crime rate was 10 percentage points higher than the national average, compared to 9 percentage points higher in the post-JRI years.

South Dakota: 2013

SD vs. National Violent Crime Rate, 2001-2019



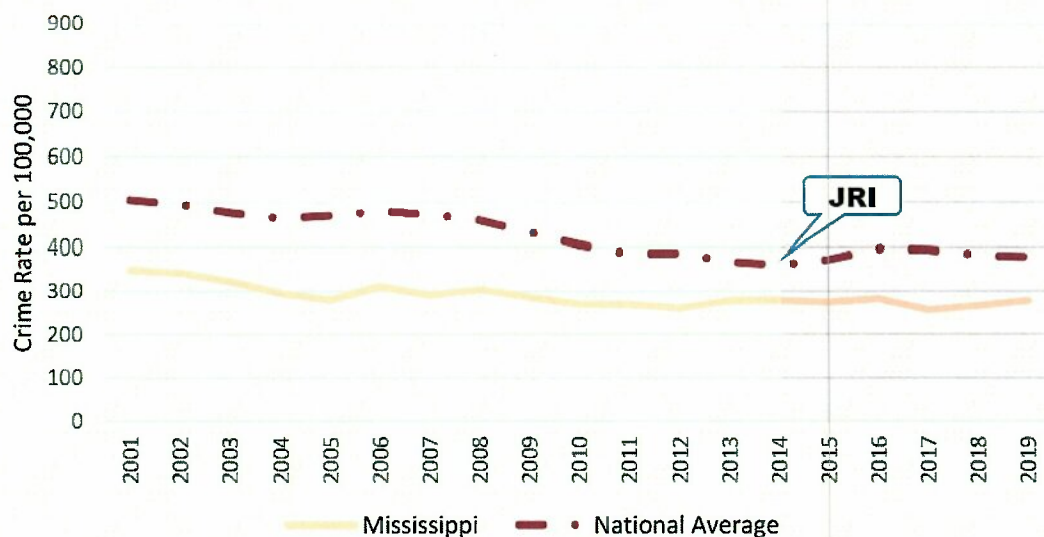
In the five years prior to JRI, South Dakota's violent crime rate increased by 17%. In the five years following JRI's enactment, violent crime increased by 33%, compared to a 7% rise in violent crime rates nationally during this time. However, it should be noted that in the five years prior to JRI, South Dakota's violent crime rate was 33 percentage points higher than the national average, compared to 26 percentage points higher in the post-JRI years.

Violent Crime Declined in 5 States After JRI Adopted

The Justice Reinvestment Initiative (JRI) was launched by the Bureau of Justice Assistance to combat the nation's incarceration crisis. Since its inception in 2010, JRI has yielded sensible legislative reforms across the country designed to safely reduce the size of the prison population while protecting public safety. Now, more than a decade in, here is a look at violent crime in relation to JRI efforts. Data sourced from BJS and the FBI's UCR program.

Mississippi: 2014

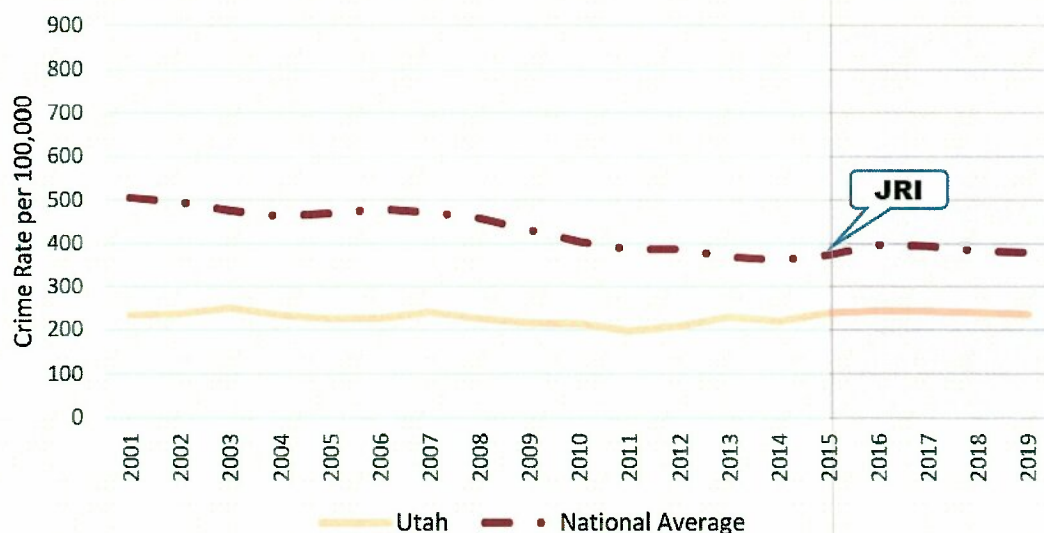
MS vs. National Violent Crime Rate, 2001-2019



In the five years prior to JRI, Mississippi's violent crime rate decreased by 3%. In the five years following JRI's enactment, violent crime continued to decrease at a rate of 4%, while national violent crime rates increased by 6% during this time.

Utah: 2015

UT vs. National Violent Crime Rate, 2001-2019



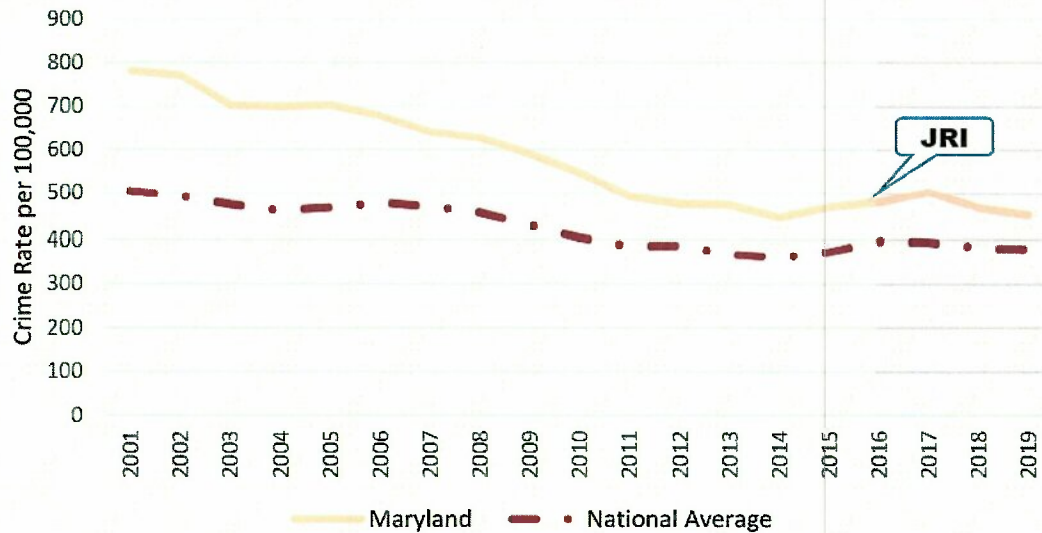
In the five years prior to JRI, Utah's violent crime rate increased by 3%. In the five years following JRI's enactment, violent crime continued to decrease at a rate of 1%, while national violent crime rates increased by 2% during this time.

Violent Crime Declined in 5 States After JRI Adopted

The Justice Reinvestment Initiative (JRI) was launched by the Bureau of Justice Assistance to combat the nation's incarceration crisis. Since its inception in 2010, JRI has yielded sensible legislative reforms across the country designed to safely reduce the size of the prison population while protecting public safety. Now, more than a decade in, here is a look at violent crime in relation to JRI efforts. Data sourced from BJS and the FBI's UCR program.

Maryland: 2016

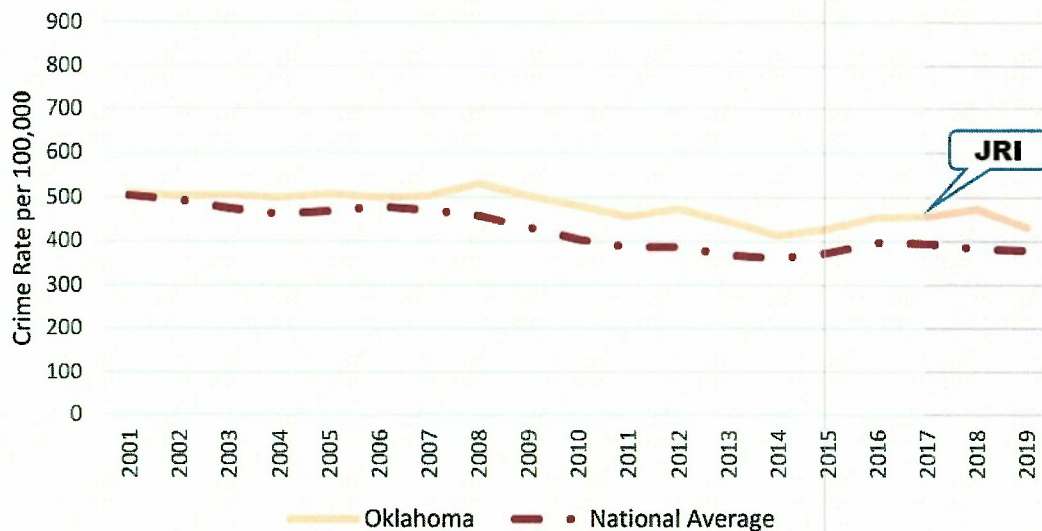
MD vs. National Violent Crime Rate, 2001-2019



In the five years prior to JRI, Maryland's violent crime rate decreased by 5%. In the four years following JRI's enactment, violent crime continued to decrease at a rate of 6%, outpacing the national decline of 5% during this time.

Oklahoma: 2017

OK vs. National Violent Crime Rate, 2001-2019



In the five years prior to JRI, Oklahoma's violent crime rate decreased by 4%. In the three years following JRI's enactment, violent crime continued to decrease at a rate of 6%, outpacing the national decline by nearly 2 percentage points during this time.